

SentinelGuard™ Exit Sign

Vandal-Resistant Exit Sign Fixtures
For Correctional Applications



Features and Specifications

Key Features:

- IK10+ rated security construction with high-impact lens.
- Anti-ligature design with smooth radiused edges, tamper-proof Torx® T-15 center-pin fasteners, and no exposed pry points.
- Long-life LED performance exceeding 100,000 hours L70 @ 40°C, minimizing maintenance and lifecycle costs.
- Union-made in the USA, BAA/BABA compliant, UL924 and NFPA 101.

Construction:

- **HOUSING:** Welded, one-piece, die-formed CRS. From 14–18 gauge.
- **FINISH:** High-performance, durable polyester powder coating, oven-baked for corrosion resistance; salt-spray tested > 1,000 hours per ASTM B117. Standard matte white; other finishes available.
- **LEGEND:** Backlit panel with red or green filter behind impact grade polycarbonate lens. Selectable arrows.
- **OPTICAL & ELECTRICAL:** Red LED (624 nm) or Green LED (527 nm). Optional battery backup – sealed 90 min NiCad battery pack. Self-test and diagnostic option. Cold battery option suitable for temperatures below 50 ° F (down to -50° F).

Dimensions:

- 17.25" x 13.877"

Optical & Electrical:

- Light Engine: high-efficiency LED module
- Lifetime: >100,000 hrs L70 @ 40°C
- Voltage: 120–277V, 120-347V

Certifications:

- UL listed. Wet Location (optional)
- IP65 (optional), IK10+
- ASTM tamper resistance standards
- Union-made, BAA/BABA compliant

Warranty:

- 5 Years - part replacement only (see our terms & conditions page at www.lamarled.com for details)

Ordering Matrix/Example

SG-EX-WM-O-14-R-L-W-EM

| Series | Version | Face | Housing | Legend Color | Arrows | Finish | Options |
|---------------------------------|---------------------------------------|-----------------------------------|--|----------------------|---|--------------------------------------|--|
| SG-EX | — | — | — | — | — | — | — |
| Series | Version | Face | Housing | Legend Color | Arrows | Finish | Options |
| SG-EX = SentinelGuard Exit Sign | WM = Wall Mount CM = Ceiling Mount | O = One-Sided D = Double-Sided | 14 = 14-GA CRS (Painted) 16 = 16-GA CRS (Painted) 18 = 18-GA CRS (Painted) | R = Red G = Green | L = Left R = Right B = Left and Right N = None | W = White B = Black C = Custom | EM = Integrated Emergency Battery Backup EMST = Self-Testing Integrated Emergency Battery Backup CEMST = Cold Weather Self-Testing Integrated Emergency Battery Backup |

Project Information:

Job Name: _____ Fixture Type: _____

Catalog #: _____ Date: _____

Comments: _____


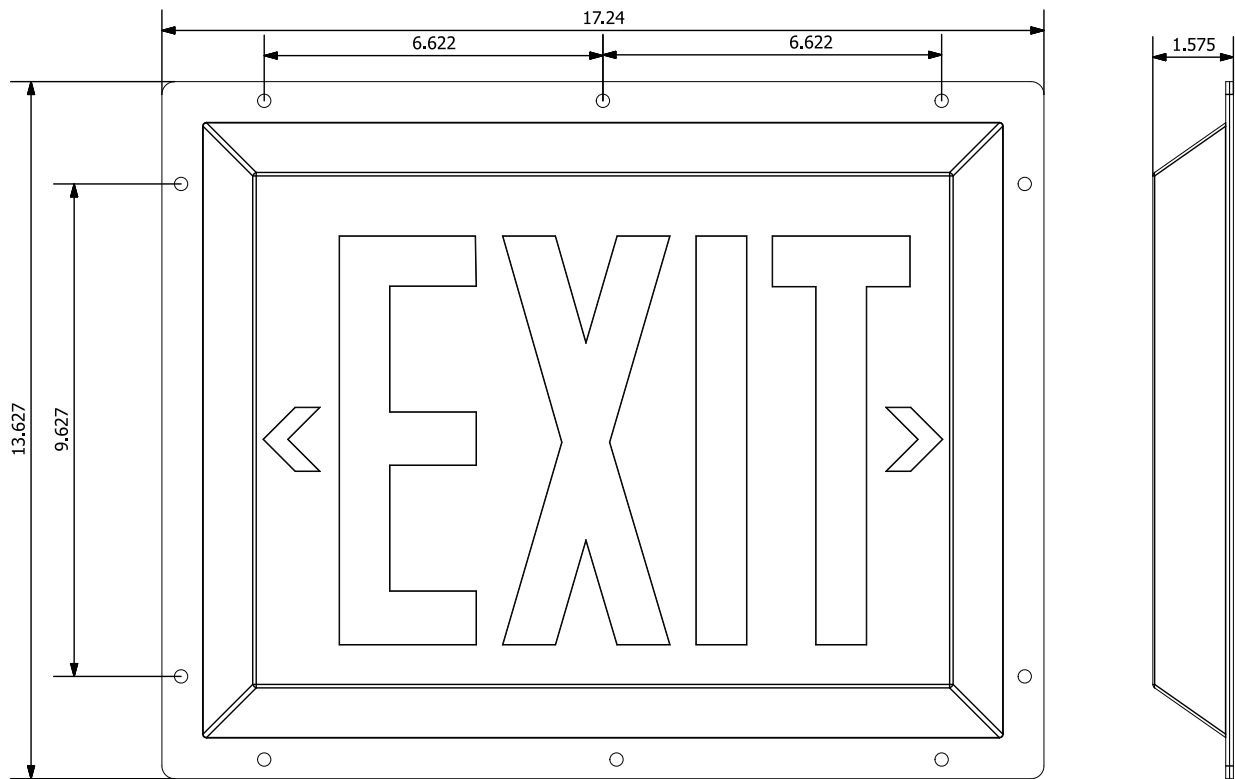
Certification & Listings:



Specifications subject to change without notice - Rev 0925


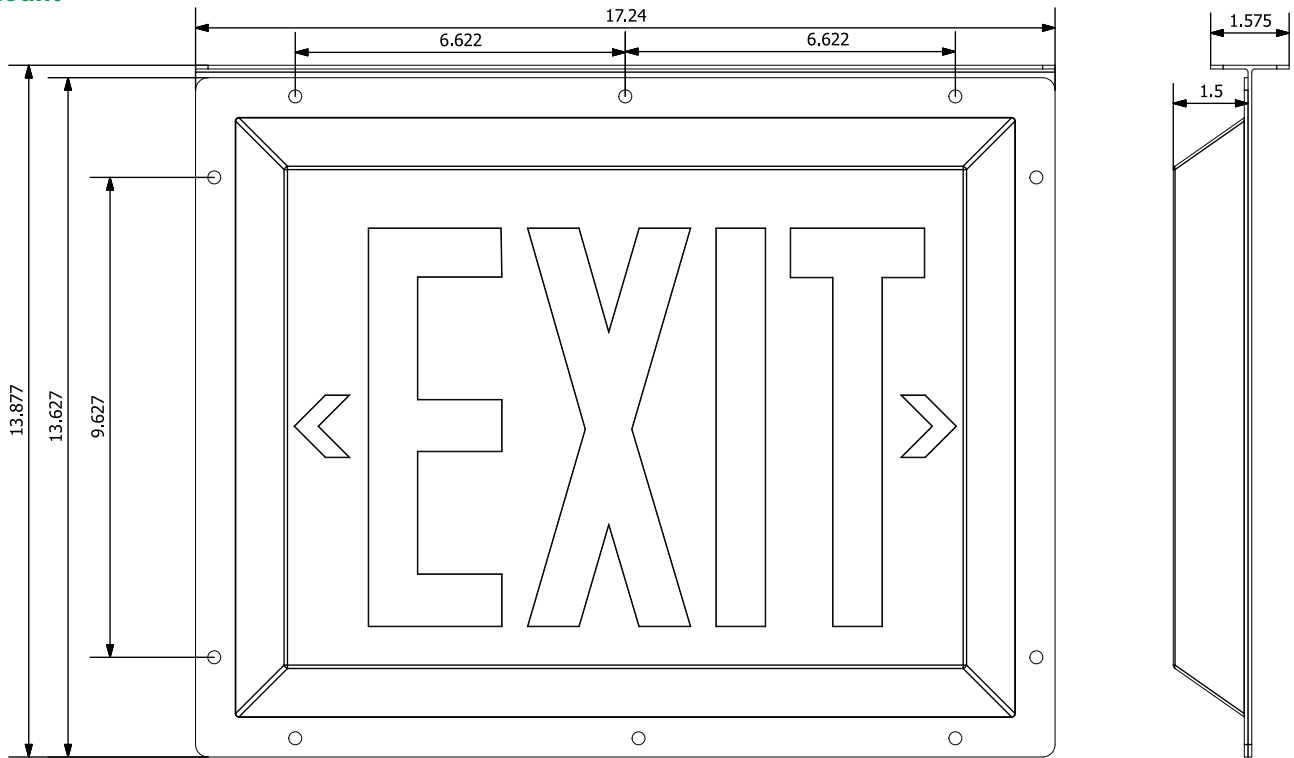
Dimensions

Wall Mount



Dimensions

Ceiling Mount



Dimensions

Double-Sided Ceiling Mount

