



SentinelGuard™ 2x2

Vandal-Resistant Surface Ceiling Fixture
For Correctional Applications



Features and Specifications

Key Features:

- IK10+ rated security construction with high-impact lens options for application-specific protection.
- Anti-ligature design with smooth radiused edges, tamper-proof Torx® T-15 center-pin fasteners, and no exposed pry points.
- Energy-efficient LED system delivering up to 140 lm/W with uniform lens illuminance — no visible light bars or hotspots for improved visual comfort and aesthetic consistency.
- Room-side serviceable design for ease of maintenance and secure access.
- Smart control compatibility: supports 0–10V, DALI, or other control systems (consult factory)
- Long-life LED performance exceeding 100,000 hours L70 @ 40°C, minimizing maintenance and lifecycle costs.
- Union-made in the USA, BAA/BABA compliant, and UL 1598 certified for correctional and high-abuse environments.

Construction:

- **DOOR:** Seam-welded, one-piece, die-formed CRS; recessed and secured with flush TR Torx fasteners. Integral 3D lens retention system that ensures compression sealing and even load distribution.
- **LENS:** Application dependent options include polycarbonate, glass and acrylic for combined protection, aesthetic and optics.
- **HINGE:** Patent-pending slide-and-swing continuous hinge system facilitates secure and convenient access to internal components independent from lens frame retention and seal.
- **HOUSING:** Welded, one-piece, die-formed CRS. From 12–18 gauge
- **FINISH:** High-performance, durable polyester powder coating, oven-baked for corrosion resistance; salt-spray tested > 1,000 hours per ASTM B117. Standard matte white; other finishes available.

Dimensions:

- 24" x 24" x 3.5"

Optical & Electrical:

- Light Engine: high-efficiency LED module
- Output: 4,000–9,000 lumens
- CCT: 3000K–5000K, optional tunable white
- CRI: 80/90
- Lifetime: > 100,000 hrs L70 @ 40°C
- Voltage: 120–277V
- Dimming: 0–10V standard, DALI (optional)

Certifications:

- Patent Pending
- UL 1598, Wet Location (optional)
- IP65 (optional), IK10+
- ASTM tamper resistance standards
- Union-made, BAA/BABA compliant

Warranty:

- 5 Years - part replacement only (see our terms & conditions page at www.lamarled.com for details)

Ordering Matrix/Example

SG-225-12-FA12/PP18-51-80-30K-B-WL

Series	Housing	Lens (Inner/Outer)	Lumen Level	CRI	CCT	Finish	Options
SG-225	—	—	—	—	—	—	—
Series	Housing	Lens (Inner/Outer)	Lumen Level	CRI	CCT	Finish	Options
SG-225 = SentinelGuard 2x2 Surface	12 = 12-GA CRS (Painted) 14 = 14-GA CRS (Painted) 16 = 16-GA CRS (Painted) 18 = 18-GA CRS (Painted)	FA12 = .125" Frosted Acrylic PA12 = .125" Prismatic Acrylic PP12 = .125" Prismatic Polycarbonate TP12 = .125" Textured Polycarbonate CP12 = .125" Clear Polycarbonate PP15 = .156" Prismatic Polycarbonate PP18 = .187" Prismatic Polycarbonate CP18 = .187" Clear Polycarbonate CP25 = .250" Clear Polycarbonate CP37 = .375" Clear Polycarbonate CP50 = .500" Clear Polycarbonate CT18 = .187" Clear Tempered Glass TT25 = .250" Textured Tempered Glass CT25 = .250" Clear Tempered Glass CT37 = .375" Clear Tempered Glass CT50 = .500" Clear Tempered Glass CT75 = .750" Clear Tempered Glass	S1 = 4,000 lm / ~34W* M1 = 5,500 lm / ~47W* H1 = 7,000 lm / ~60W* VH1 = 9,000 lm / ~77W* *Delivered lumens and wattage based on 0.125" frosted acrylic inner lens with 0.187" clear polycarbonate outer lens @ 80CRI / 4000K. Actual fixture wattage may deviate by approximately 10% based on lens combination, CRI, and color temperature.	80 = 80 CRI 90 = 90 CRI	30K = 3000K 35K = 3500K 40K = 4000K 50K = 5000K TW = Tunable White (2700–6500K)	W = White B = Black C = Custom	EM = 10W Integrated Emergency Battery Backup (0°C min ambient) EMST = 10W Integrated Self-Testing Emergency Battery Backup (0°C min ambient) F = Fuse & Holder WL = Wet Location Listed (includes ISO 5-8 rating) 65 = IP65 Wet Location UB = Universal Mount Bracket* DAL = DALI

Project Information:

Job Name: _____ Fixture Type: _____

Catalog #: _____ Date: _____

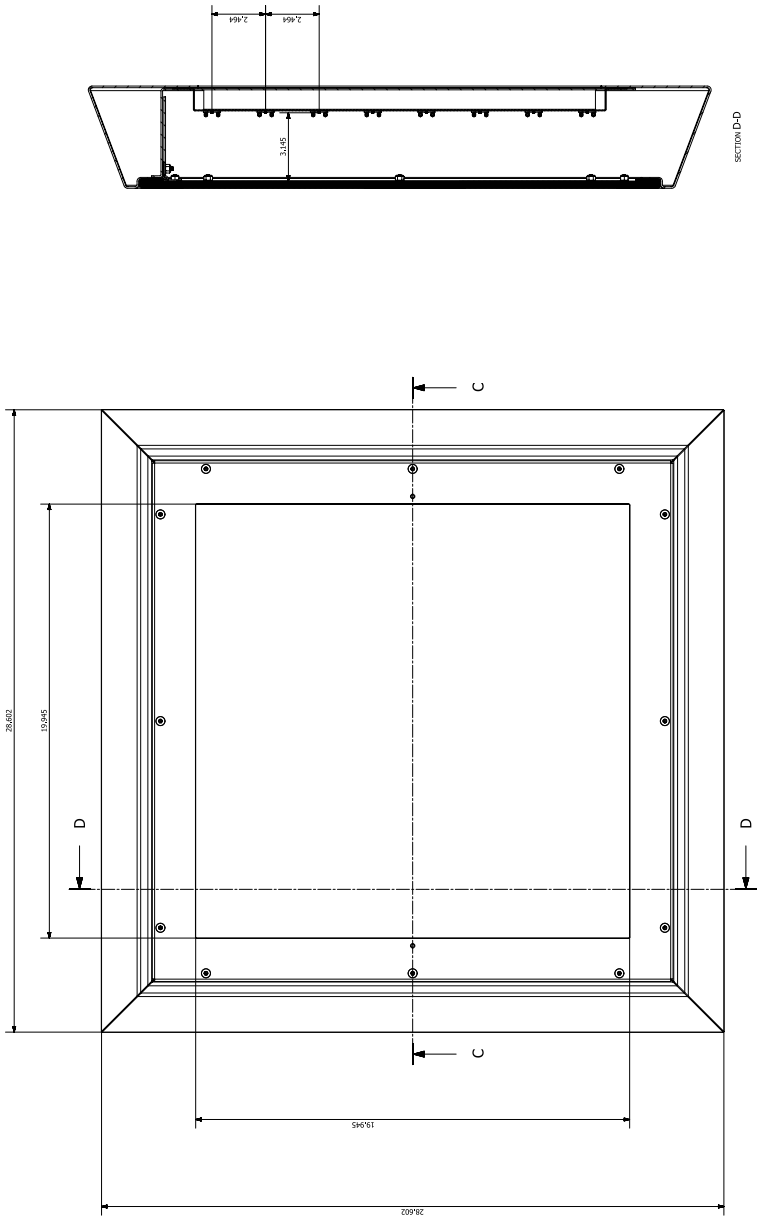
Comments: _____

Certification & Listings:

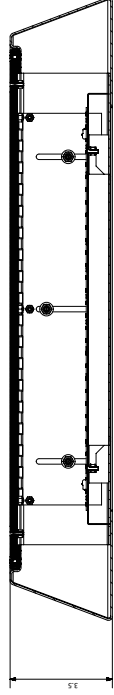


Specifications subject to change without notice - Rev 09/25

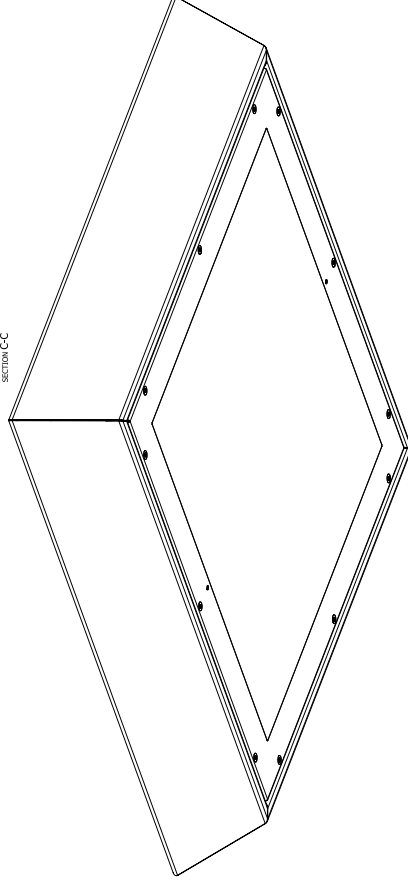
Dimensions



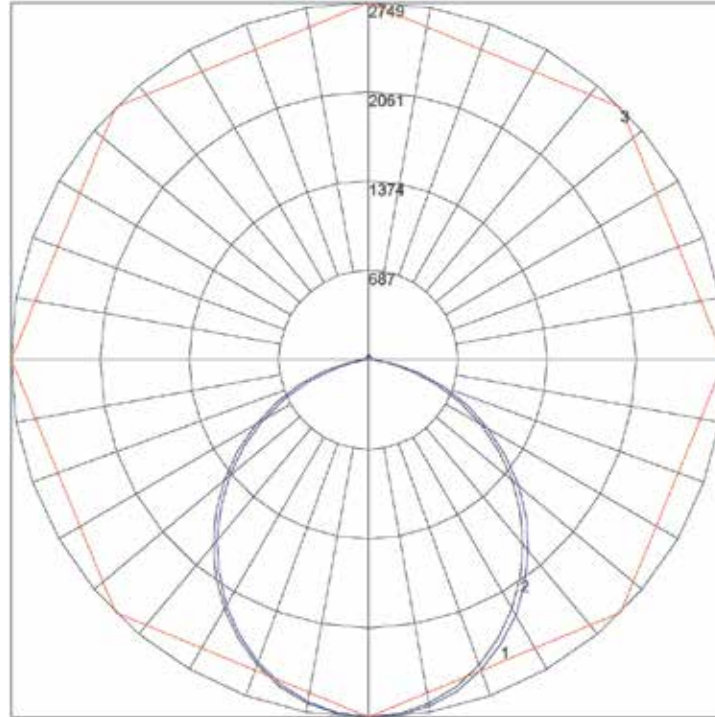
SECTION D-D



SECTION C-C



Performance



Maximum Candela = 1579.675 Located At Horizontal Angle = 0, Vertical Angle = 0
 # 1 - Vertical Plane Through Horizontal Angles (0 - 180) (Through Max. Cd.)
 # 2 - Vertical Plane Through Horizontal Angles (90 - 270)
 # 3 - Horizontal Cone Through Vertical Angle (0) (Through Max. Cd.)

ZONAL LUMEN SUMMARY

Zone	Lumens	%Lamp	%Fixt
0-20	571.84	14.20	14.10
0-30	1199.1	29.70	29.70
0-40	1932.67	47.90	47.80
0-60	3287.16	81.40	81.30
0-80	3927.07	97.30	97.10
0-90	3977.2	98.50	98.40
10-90	3828.06	94.80	94.70
20-40	1360.83	33.70	33.70
20-50	2091.65	51.80	51.70
40-70	1786.58	44.30	44.20
60-80	639.91	15.90	15.80
70-80	207.81	5.10	5.10
80-90	50.13	1.20	1.20
90-110	15.78	0.40	0.40
90-120	24.62	0.60	0.60
90-130	34.16	0.80	0.80
90-150	52.28	1.30	1.30
90-180	65.50	1.60	1.60
110-180	49.72	1.20	1.20
0-180	4042.71	100.10	100.00

Total Luminaire Efficiency = 100.10%

ZONAL LUMEN SUMMARY

Zone	Lumens
0-10	149.14
10-20	422.70
20-30	627.25
30-40	733.57
40-50	730.82
50-60	623.67
60-70	432.10
70-80	207.81
80-90	50.13
90-100	8.01
100-110	7.77
110-120	8.84
120-130	9.54
130-140	9.49
140-150	8.64
150-160	7.03
160-170	4.59
170-180	1.61